

FOOTPRINTS

Leader's Guide for LESSON 7

For Kids

The Bible — It's The Truth!

Welcome (7 Minutes)

As the parents/mentors and children arrive, give each a warm welcome. Encourage a young person to help you greet others as they arrive. Begin your group time together by inviting the participants to share by asking, "Where have you seen God at work in your life this past week?" (Acknowledge all responses.)



Say: Last week we learned that Jesus wants us to make choices that honor Him. Find someone who is not in your family to share with, and briefly tell about a choice you made this past week that honored God or honored your body or honored others.


Use the "M.M." ball or the "T.A.G." ball (see Curriculum introduction for instructions) to ask the families about their use of *Mentoring Moments* for family worship at home **OR** to ask the participants to share something they have studied or learned during their T.A.G. time.

Goals for this lesson

By the end of this lesson, participants will:

- **Know** that the Bible is God's Word
- **Feel** confident that the Bible speaks to us today
- **Respond** by trusting the Bible as the Word of God

*A disciple of Jesus is someone who lives every day
to love Jesus and bring others to Him.*



The Bridge (10 Minutes)

Activity

Instruct participants to form a line down the center of the room facing you. Say: I will read a quotation to you. If you think the quote is from the Bible, jump toward the wall on your right. If you think the quote is not from the Bible, jump toward the wall on your left.

When everyone is ready read the first quote. Allow a few seconds for the participants to jump either right or left. Tell them where the quote is from. Instruct them to go back to the middle then read the next quote. Repeat the process moving quickly through the list.

“God helps those who help themselves.”

—Quoted in the 1736 edition of Benjamin Franklin’s *Poor Richard’s Almanac*, although there is some evidence it originally dates back to one of Aesop’s fables.

“Cleanliness is next to godliness.”

—First appeared in English in 1605, although it is probably a Hebrew proverb from the second century.

“Love does not delight in evil but rejoices with the truth.”

—1 Corinthians 13:6

“Absence makes the heart grow fonder.”

—First appeared in an English poem in 1602

“A leopard cannot change its spots.”

—Jeremiah 13:23

“Darkness cannot drive out darkness; only light can do that. Hate cannot drive out hate; only love can do that.”

—Dr. Martin Luther King Jr. (1929-1968)

“Gossip separates the best of friends.”

—Proverbs 16:28

“All that glitters is not gold.”

— Shakespeare, *The Merchant of Venice*

“Be not overcome with evil, but overcome evil with good.”

— Romans 12:21

“A penny saved is a penny earned.”

—Benjamin Franklin, *Poor Richard's Almanac*

“No man is an island.”

—John Donne, *English poet and preacher, 1572-1631*

“The spirit is willing but the flesh is weak.”

—Matthew 26:41

“Beauty is only skin deep.”

—Thomas Overbury, *English poet and essayist, 1613*

“You are what you eat.”

—Unknown, *but 20th century USA*

“A gentle answer turns away wrath, but a harsh word stirs up anger.”


—Proverbs 15:1

Debrief

Ask: How did you decide if a quote was from the Bible? (Acknowledge answers.) How many of you looked to see where someone else was headed before you chose? (Acknowledge answers.) Were you always glad when you did that? (Acknowledge answers.)

Say: Sometimes we trust other people's knowledge of the Bible more than our own. It is important for us to know for ourselves what the Bible says.

Prayer: Pray or invite a volunteer to pray for the Holy Spirit to direct this meeting.



Into the Word (25 Minutes)

Write this lesson's *Footprint* on the board:
Jesus wants us to trust the Bible.

Activity

Treasure Hunt: Invite the family groups to choose a card and follow the directions given to find a treasure. Give 2-3 minutes for the family groups to complete this activity.

Debrief

Ask: What did your group find? How did it make you feel to follow directions, find the envelope and not find treasure? How is this exercise like real life? Why is it important for Christians to have the right directions?

Say: Today we are going to study about the Bible. Before we begin, let's learn some Bible facts.

Distribute the cards with Bible Facts. Invite volunteers to read their Bible Fact to the class and say "blank" for the word(s) that are highlighted. After each fact is read, ask the group if they can guess the answer. Point out that we can have confidence that the Bible we use today is accurate and reliable.

Ask a volunteer to **Read Acts 17:10, 11.**

Ask: Why did Paul praise the people in Berea? (They checked the Bible to find out if what Paul taught was correct.)

Say: The people who lived in Berea searched the Scriptures in order to find out what was true. People today search the Bible for the same reason. The Bible is our standard to know what is truth. Today we are going on a Bible hunt that will help us discover six reasons why we can trust the Bible.

You need

- Bibles
- Pens/pencils
- A \$1.00 bill
- Envelopes – one per family
- Paper – one sheet per family
- Index cards with directions
- Index cards with Bible Facts

Ahead

Place the \$1.00 bill in one of the envelopes. Place a note in the other three envelopes that says, "Sorry." Seal all the envelopes and hide them in different locations in the room. Write one set of directions for finding each envelope. Hold the directions face down so they are hidden from view.

Write the following Bible Facts on Index Cards. Highlight the words in bold:

1. The Bible was written by about **40** different people.
2. The Bible was written over a period of **1,400** years.
3. The Bible was written in three languages: **Hebrew, Greek and Aramaic.**
4. When a scribe made a mistake in copying a book of the Old Testament, the entire scroll was **destroyed.**
5. The "Dead Sea Scrolls" discovered in 1947 have proved that the Bible we use today is the same as the Old Testament used by **Jesus.**

Write the Bible Discovery Scriptures on separate slips of paper for distribution to the families. Be sure to include the number reference.

Bible Discovery

Write on the board: Six Reasons to Trust the Bible

Divide the class into six groups keeping family members together. Distribute the six verses among the groups. Instruct them to read their verse then discuss what that verse tells us in regard to trusting the Bible. Allow 3-4 minutes to work. Call the class back together and work through all the texts, asking each group to read their verse and report on what they discovered. Write the points on the marker board as each family group reports.

1 Read Romans 15:4.

Write on the board: Gives us hope

2 Read 2 Timothy 3:15.

Write on the board: Makes us wise for salvation

3 Read 2 Timothy 3:16.

Write on the board: Completely inspired by God

4 Read 2 Peter 1:20, 21.

Write on the board: Holy Spirit guided Bible writers

5 Read Isaiah 40:8.

Write on the board: God's Word lasts forever

6 Read Psalm 119:11.

Write on the board: Gives us victory over sin

Review/Quiz

Steps to follow:

1. Review the summary points written on the board.
2. Cover or turn the board around and quiz the class by asking, "What are the six reasons why we can trust the Bible?"
3. Encourage parents to allow students to answer the questions and assist only if needed.



My Choice (5-8 Minutes)

Say: The Bible stories and Bible promises we read in the Old Testament were the very ones that Jesus read. If Jesus had confidence in the Bible, we can too. If Jesus trusted the Bible as truth, we can too.

You need

- One copy of *My Choice* handout for each family
- Pens/pencils

Leader Share briefly a personal experience that helped you know you could trust the Bible.

Distribute one *My Choice* handout to each family group.

Say: Parents and mentors, move your chairs into a family circle and follow the instructions on *My Choice* with your child. When you are finished with *My Choice* turn the paper over and continue with *My World*.



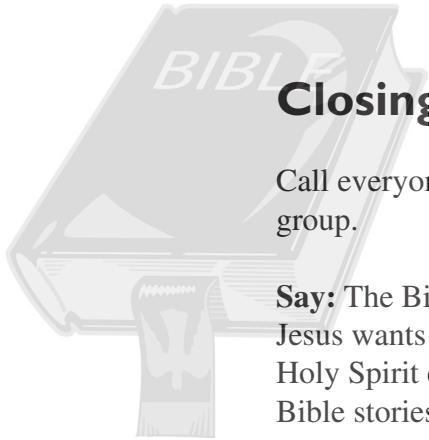
My World (5-8 Minutes)

Leaders: While the families are working together, the leader and co-leader pray for each of the parents/mentors and children.

If some families finish early, as leader you can: 1) engage those families by asking them about their family circle time or 2) give a time “warning” to the other families such as, “Please finish in three more minutes.” Let them know they can finish their *My World* time together at home.

You need

- One copy of *My World* handout for each family
- Pens/pencils



Closing (2 Minutes)

Call everyone back together as a large group.

Say: The Bible is God's word for you. Jesus wants you to trust the Bible. The Holy Spirit can talk to you personally in Bible stories and Bible promises.

You need

- One *Mentoring Moments* handout for each family

Ask: Did you think of ways to make the Bible important in your life?

Grace Point — Say: Next week I will invite you to share what you do to make the Bible important in your life.


Say: Let's say the lesson *Footprint* together — **Jesus wants us to trust the Bible.**

Close with a prayer or invite a volunteer to pray:

- thanking God for taking care of the Bible so we can read it today
- asking God to help us make the Bible important in our families

Distribute *Mentoring Moments* and instruct the families to use these at home to build on the concepts developed in this lesson.

FOOTPRINTS *For Kids*



My Choice

1. Say the *Footprint* together: **Jesus wants us to trust the Bible.**
2. Parents/mentors: **Review** with your child the points made in this lesson by going over them one at a time and asking, “Do you understand what this means?” or “Do you have any questions about this one?” Clarify any points as needed.

- | | |
|--|------------------|
| 1. The Bible helps us know what is true | Acts 17:10, 11 |
| 2. The Bible teaches us and gives us hope | Romans 15:4 |
| 3. The Bible help us know about salvation | 2 Timothy 3:15 |
| 4. All of the Bible is inspired by God | 2 Timothy 3:16 |
| 5. The Holy Spirit guided the writers of the Bible | 2 Peter 1:20, 21 |
| 6. God’s Word lasts forever | Isaiah 40:8 |
| 7. God’s Word gives us victory over sin | Psalm 119:11 |

3. **Ask:** Which point about the Bible is the most special to you?
4. Parents/mentors: **Share** briefly a time when the reading of the Bible was especially meaningful to you, and why you know that you can trust the Bible.
5. **THE CHOICE — Ask:** Would you like to choose to trust the Bible and make it special? If your child says “Yes,” affirm his/her decision. If your child is not sure or says “No” or “Not now,” **Say:** It’s all right if you need time to think about this or want to wait. **Ask:** Can you tell me why? Is it okay if we talk about this next week?
6. **Pray:** Form a family prayer circle and ask Jesus to help you trust His word and make it more important in your home.

*A disciple of Jesus is someone who lives every day
to love Jesus and bring others to Him.*

My World

1. As a family rate the importance of the Bible in your home. Circle a number on the line below. Number 1 is “not important” and number 10 is “very important.”

1	2	3	4	5	6	7	8	9	10
Not					Very				
Important					Important				

2. **Brainstorm** for ways that you can make the Bible more important.

(Examples: memorize a special verse or chapter and repeat it together regularly as a family; copy a verse on special paper, illustrate it, mount and frame it, hang it in a prominent place; pick a favorite song about the Bible to sing together or compose a song based upon a Bible text; make and send a card to encourage someone that includes a Bible promise; once a week share with someone else what you are learning from the Bible during your T.A.G.)

3. Parents/mentors: **Share** one thing that you will do this week to make the Bible more important in your life.

4. **Ask:** What would you like to do this week to make the Bible more important in your life?

Grace Point — Next week you will be invited to share what you did to make the Bible more important in your life.

Next Week Parents/mentors, you will be asked to share something special you have experienced in your relationship with one of the members of the Godhead: Father, Son and Spirit. What difference does it make in your life to understand that God is the Father, the Son and the Holy Spirit?

The Bible — It's The Truth!

Mentoring Moments for Lesson 7

Mentoring Moments are meant to extend the lesson you studied with your small group. Each *Mentoring Moment* choice contains a Scripture, an activity, discussion questions, and a prayer point grouped around a particular topic. They are perfect for use in family worship. If time does not permit the completion of the activity, using just the Scripture and discussion questions can provide a *Mentoring Moment* anywhere, even in the car.

Choice One

Scripture: Acts 17:11

Activity: Choose a name for Jesus, such as Emmanuel, or Son of God. Using a concordance, search the scriptures for references to that name.

For Discussion: Why were the Bereans considered noble? How can you know what to place your trust in?

Prayer Point: Thank God for preserving His Word through the years and for giving us His truth to place our trust in.

Choice Two

Scripture: Acts 8:26-40; Isaiah 53

Activity: Make a list of all the things in Isaiah 53 that you see fulfilled in Jesus' life.

For Discussion: Do you think Isaiah had any idea what he was writing about? Do you think Jesus knew that Isaiah's words were written about Him? What would you have thought if you had been the Ethiopian and Philip had explained the meaning of Isaiah 53 to you? Does this chapter help you believe in the Bible more? Why?

Prayer Point: Thank God for using the Scriptures to tell us about Jesus long before He was born on Earth and for helping us to know that He is the Messiah who had been promised.

Choice Three

Scripture: Psalm 22; John 19:24, 28, 36, 37

Activity: Compare Psalm 22 with John chapter 19. How many prophecies do you see fulfilled?

For Discussion: How well do you think John knew the scriptures? Would it have been possible for him to make the connection between the events in John 19 and Psalm 22 if he didn't know what Psalm 22 said? Why is it important for you to know what the Bible says?

Prayer Point: Ask God to help you make the study of His Word a priority in your life.

Choice Four

Scripture: 2 Timothy 3:16

Activity: Using your best handwriting and any fancy pens you might have, write this verse on a piece of heavy paper. Decorate it with glitter, fancy scissors or anything else you might have and put it on the refrigerator or someplace where you will see it often.

For discussion: Colby, a fifth-grader, told about an encounter he had with a friend. “One time a boy named Kevin visited my house. He saw a Bible and asked me what it was. I said, ‘That’s the book with all the texts in it – the book about a long time ago. It tells about Jesus and how he died for us.’ Then I gave him a Bible.” Do you know anybody who has never seen a Bible? Would you have answered Kevin the same way Colby did? What would you have said or done?

Prayer Point: Ask God to send someone to you who needs to know about His Word. Ask Him to give you the words to say to that person.

Choice Five

Scripture: Matthew 4:1-10

Activity: Write down three things that Satan tempts you to do on a regular basis. (Fight with your siblings? Disobey your parents? Watch junk on TV?)

For discussion: How did Jesus know how to respond to Satan? Do you know how to answer your temptations with Scripture? If not, find texts that can help you know what to do in those situations.

Prayer Point: Ask God to make you eager to search the Scriptures so you will be able to answer temptation with Scripture, like Jesus did.