

FOOTPRINTS

Leader's Guide for LESSON 20

For Kids

Discover Your Special Design

Welcome (7 Minutes)

As the parents/mentors and children arrive, give each a warm welcome. Encourage a young person to help you greet others as they arrive. Begin your group time together by inviting the participants to share by asking, "Where have you seen God at work in your life this past week?" (Acknowledge all responses)

Say: Last week we learned that the Holy Spirit gives us spiritual gifts, and that Jesus wants us to use our gifts. Find someone who is not in your family to share with. Talk about your top two spiritual gifts and how you think Jesus might want you to use them.

Use the "M.M." ball or the "T.A.G." ball (see Curriculum introduction for instructions) to ask the families about their use of *Mentoring Moments* for family worship at home **OR** to ask the participants to share something they have studied or learned during their T.A.G. time.

Goals for this lesson

By the end of this lesson, participants will:

- **Know** that their spiritual gifts are to be used to help others
- **Feel** eager to put their spiritual gifts to work for Jesus
- **Respond** by choosing a service project to develop their spiritual gifts



*A disciple of Jesus is someone who lives every day
to love Jesus and bring others to Him.*



The Bridge (10 Minutes)

Activity

Distribute one copy of the “Pick a Project” handout to each family group. Instruct them to each select the one or two projects they would most enjoy doing. Tell them where to get supplies and give them a time limit of 7 minutes to complete their projects. Tell them to begin; stop after 7 minutes.

Debrief

Say: Which project did you enjoy most? (Acknowledge responses.) How did you feel doing the things in this activity? (Acknowledge responses.) Do you think these were easy to do? Why or why not? (Acknowledge responses.) Do you think you could continue serving others this week like you did just now?

Prayer: Pray or invite a volunteer to pray for the Holy Spirit to direct this meeting.

You need

- Photocopies of “Pick a Project”
- Paper/envelopes
- Art supplies
- Food to give away (apples or cookies)
- Small plastic storage bags if needed

Ahead

Make photocopies of the “Pick a Project” handout, one for each family group.



Into the Word (25 Minutes)

Write this lesson's *Footprint* on the board:
Jesus helps us use our gifts to serve others.

Activity

Say: We will go around the circle and have each of you report on your Spiritual Gifts Inventory. When it is your turn tell us the top two gifts the inventory revealed.

Go around the circle and have each participant report.

Ask: Were any of you surprised at your spiritual gifts? (Acknowledge responses.)

Say: I find this really exciting. I see so many possibilities in each of you. Remember that last week we said the inventory was just a beginning in finding out what spiritual gifts the Holy Spirit may have given you. An important part of knowing for sure comes when you use your spiritual gifts. In our lesson today we are going to look at how you can put your spiritual gifts to work for Jesus.

Bible Discovery

Write on the board:

Instructions:

- Read your Bible passage and answer the questions.
- Identify the spiritual gift(s) used to serve others (refer to your inventory for list)
- Report to the group – summarize Bible story; select one or two verses to read; identify the spiritual gift used

Say: You will have 6-7 minutes to complete your assignment.

Allow 7 minutes then call time. After each family group reports, write on the board the information listed with their number.

Write on the board: Gifted to serve

Family Group # 1. **Read 1 Samuel 3:1-18.** What spiritual gifts do you think Samuel had? How did the boy Samuel use his spiritual gifts? Do you think it was difficult for Samuel to tell Eli bad news?

You need

- White board and markers
- Bibles
- Pens/pencils

Ahead

Make a photocopy of the Bible Discovery texts and questions listed as Family Group numbers, then cut them apart for distribution to the family groups. Do not include the information listed with each assignment under "Write on the board."

Write on the board: Samuel — communication / service

Family Group # 2. **Read Mark 12:41-44.** What spiritual gift do you think this woman had? Do you think it took courage for her to give her meager amount in front of others giving so much more? Why did Jesus praise her gift?

Write on the board: The poor woman — giving

Family Group # 3. **Read Genesis 41:46-56.** What spiritual gift did Joseph have? What might have made it difficult for Joseph to use his gifts in Egypt? What were the results of Joseph using his spiritual gifts?

Write on the board: Joseph — administration / leadership

Family Group # 4. **Read Exodus 31:1-11.** What spiritual gift did Bezalel have? Why was his gift essential to God's people at this time?

Write on the board: Bezalel — craftsmanship

Family Group # 5. **Read Acts 4:36 and Acts 15:36-40.** How do we know that Barnabas was well named? What spiritual gift did Barnabas have? How did Barnabas use his gift to help Mark?

Write on the board: Barnabas — encouragement

Family Group # 6. **Read 1 Kings 18:30-39.** What spiritual gift did Elijah have? What challenges did Elijah face as he used his gift at this time? What were the results of Elijah using his spiritual gift?

Write on the board: Elijah — faith

Group # 7. **Read 2 Kings 5:1-6, 14, 15.** What spiritual gift did this little girl have? What challenges did she face in using her spiritual gift? What were the results of using her spiritual gift?

Write on the board: Naaman's Hebrew maid — care giving

Family Group # 8. **Read Judges 4:1-10.** What spiritual gifts did Deborah have? How did she use her spiritual gifts? Who was helped as a result of her service?

Write on the board: Deborah — prophecy / leadership

Say: God chooses ordinary people and gives them spiritual gifts to serve others. Sometimes God needs ordinary people to do big things, such as when Joseph saved thousands of lives during the time of famine. But most of the time God needs ordinary people to do little things, like when Barnabas spoke a word of encouragement to a young man who was discouraged.

Review/Quiz

Steps to follow:

1. Review the summary points written on the board.
2. Cover or turn the board around and quiz the class by asking, "Tell me about the different people who were gifted to serve others."
3. Encourage parents to allow students to answer the questions and assist only if needed.



My Choice (5-8 Minutes)

Leader Share briefly an experience you have had serving someone else by using your spiritual gifts.

Say: When we use the spiritual gifts God gives us we have success in serving others and it brings us satisfaction and joy. Having success and feeling joy are two ways you can determine if the gifts you think you have are really your spiritual gifts.

You need

- One copy of *My Choice* handout for each family
- Pens/pencils

Distribute one *My Choice* handout to each family group.

Say: Parents and mentors, move your chairs into a family circle and follow the instructions on *My Choice* with your child. When you are finished with *My Choice* turn the paper over and continue with *My World*.



My World (5-8 Minutes)

Distribute the copies of the following handouts to the family groups:

- *What is God Calling Me to Do?*
- *Solving the Puzzle*
- *When I Put All the Puzzle Pieces Together.*

While the families are working together, the leader and co-leader pray for each of the parents/mentors and children.

You need

- One *What is God Calling Me to Do?* handout for each participant
- One *Solving the Puzzle* handout for each participant
- One *When I Put All the Puzzle Pieces Together* handout for each participant



Closing (2 Minutes)

Call everyone back together as a large group.

Say the *Footprint* together: **Jesus helps us use our gifts to serve others.**

You need

- One *Mentoring Moments* handout for each family

Say: This week you will finish “My World” at home and select a project to use your spiritual gifts to help others.

Grace Point — Say: Next week you will be invited to share what you have chosen as your service projects.

Close with a prayer of thanks for:

- thanking God for the amazing gifts He has given each of the participants
- asking Him to guide each one as they choose a service project to use their gifts to serve others

Distribute *Mentoring Moments* and instruct the families to use these at home to build on the concepts developed in this lesson.

My Choice

1. **Say** the *Footprint* together: **Jesus helps us use our gifts to serve others.**
2. Parents/mentors: **Review** with your child the points made in this lesson by going over the summary points one at a time and asking, “Do you understand what this means?” or “Do you have any questions about this one?” Clarify any points as needed.

Gifted to Serve God and Others

1. Samuel used his spiritual gifts of communication and service 1 Samuel 3:1-18
2. The widow woman used her spiritual gift of giving Mark 12:41-44
3. Joseph used his spiritual gift of administration Genesis 41:46-48
4. Bezalel used his spiritual gift of craftsmanship Exodus 31:1-5
5. Barnabas used his spiritual gift of encouragement Acts 4:36;15:36-40
6. Elijah used his spiritual gift of evangelism 1 Kings 18:30-39
7. Naaman’s Hebrew maid used her spiritual gift of faith 2 Kings 5:1-6, 14, 15
8. Deborah used her spiritual gifts of prophecy and leadership Judges 4:1-10

3. **THE CHOICE – Ask:** Would you like to use your spiritual gifts to serve others? If your child says “Yes,” affirm his/her decision. If your child is not sure or says “No” or “Not now,” **Say:** It’s all right if you need time to think about this or want to wait. **Ask:** Can you tell me why? Is it okay if we talk about this next week
5. **Pray** together asking the Holy Spirit to guide you as you discover ways to use your spiritual gifts to serve others.

*A disciple of Jesus is someone who lives every day
to love Jesus and bring others to Him.*

My World

1. Give your child a copy of the *What is God Calling Me to Do?* handout. Have him/her put a check mark beside each choice in number 1 that interests him/her. When your child is finished, tell him/her to look over those checked and narrow the choices down to the top three items of highest interest. Discuss the top three choices. Repeat this procedure for number 2.
2. Give your child a copy of the Solving the Puzzle handout. Tell your child to follow these instructions (allow time after each one for your child to write responses):
 - o Write your top two spiritual gifts in the first box
 - o In box number 2 write your top three items from number 1 on the *What is God Calling Me to Do?* handout
 - o In box number 3 write your top three items from number 2 on the *What is God Calling Me to Do?* handout.

Home Assignment:

1. For box number 4 on *Solving the Puzzle* handout, visit another family that knows your children well and ask them to tell each of you what gifts and abilities they see in you. Write these in the last box on this handout.
2. Spend some time in prayer together for God's guidance as you complete this assignment. Use the *When I Put All the Puzzle Pieces Together* handout to create a plan for a service project. This can be an individual project (one for each member of the family) or this can be a family group project. Include:
 - a description of whom you plan to help
 - what you plan to do
 - who you need to help you do it
 - what you need to complete it
 - when you will do it

Try to match up your project with your spiritual gifts. Set a date and begin doing what you need to do to make this project happen.

Grace Point — Next week you will be invited to share what you have chosen as your service projects.

Next Week you will be asked to share what you have chosen as projects. You will also be asked to share the name of a person in your circle of influence who needs to know Jesus. How could hope in Jesus help that person?

Discover Your Special Design

Mentoring Moments for Lesson 20

Mentoring Moments are meant to extend the lesson you studied with your small group. Each *Mentoring Moment* choice contains a Scripture, an activity, discussion questions, and a prayer point grouped around a particular topic. They are perfect for use in family worship. If time does not permit the completion of the activity, using just the Scripture and discussion questions can provide a *Mentoring Moment* anywhere, even in the car.

Choice One

Scripture: Exodus 3:1-4

Activity: Have each person in your family make a list of five things that have attracted their attention in the last week. Think about TV ads, things you have seen while riding in the car, something you may have heard on the news, something interesting you may have learned at school, etc.

For Discussion: Are your lists the same or different? Why do different people find different things attractive? How do you think God takes into account personal differences when He wants to attract your attention? Do you think there's anything that God is using to attract your attention right now?

Prayer Point: Thank God for taking our individual differences into account when He plans missions for us. Ask Him to make you sensitive to the ways He may be trying to get your attention.

Choice Two

Scripture: Exodus 2:11-15; Exodus 3:7-9

Activity: Compile a list of needs in your church family, in your school or in the community around you. Look through your local paper, call your pastor or teacher or another knowledgeable person in your church or ask friends and relatives to help you.

For Discussion: Do you think there was any other person who cared more about the plight of the Israelites than Moses? Why or why not? Do you think God had a hard time convincing Moses of the need? Does God have a hard time convincing you of the needs of others around you? Why or why not? Do you think God is asking you to do anything about any of these needs?

Prayer Point: Ask God to make you sensitive to the needs of those around you, and to help you never become so insensitive that you find it easy to turn your back on the needs He puts before you. Ask Him to show you the need or needs that He has in mind for a mission for you.

Choice Three

Scripture: Exodus 3:11-22

Activity: Ask your parents or another adult to write down three reasons or excuses you give when they ask you to do something and you don't do it.

For Discussion: How do these compare with the excuses Moses gave God? Do you think Moses' excuses were good ones or not? Could you come up with any excuses that were better than Moses'? How did God respond to Moses' excuses? How do you think God would respond to any excuses you might offer when He wants to send you on a mission?

Prayer Point: Ask God to make you willing to go on whatever mission He chooses for you. Confess to Him that your excuses come because you don't completely trust Him. Ask Him to help you trust Him completely.

Choice Four

Scripture: Exodus 4:1-9

Activity: Review the Spiritual Gifts Inventory you completed last week. Ask your family to help you identify any other spiritual gifts you may have been given that didn't appear in your booklet. What are your top three or four gifts?

For Discussion: How are your spiritual gifts like the staff Moses held in his hand? Is there anything else you may be holding in your hand that God can use to help accomplish His mission for you? What do you think God might want to do with the things you are holding in your hand?

Prayer Point: Ask God to make you aware of the things you are already holding in your hand. Ask God to make you willing to use those things to accomplish His mission for you.

Choice Five

Scripture: Exodus 4:13-17

Activity: Review your worksheet *What Is God Calling Me to Do?* Whom can you visit or talk to who helps the kind of people you like to help or who works on the issues that concern you the most?

For Discussion: Why do you think God sent Aaron to Moses? Whom do you think God may be sending to you as your Aaron? Why? Do you know what your mission from God is? If so, what are you going to do about it?

Prayer Point: Thank God for giving us helpers on our missions. Ask God to show you if there is someone He wants you to work with on your mission. Pray for that person, whether or not you know who it is. Pray for God's guidance and presence and power in that person's life and in yours.

What is God Calling Me to Do?

1. The people I would help most are: (put a check mark beside each one you would be interested in helping. Try to mark no more than 7)

- | | | |
|--|---|--|
| <input type="checkbox"/> Parents / Grandparents | <input type="checkbox"/> Brother / Sister | <input type="checkbox"/> Cancer patients |
| <input type="checkbox"/> Friends | <input type="checkbox"/> Prisoners | <input type="checkbox"/> Hospital patients |
| <input type="checkbox"/> Babies (birth – 2) | <input type="checkbox"/> Lonely | <input type="checkbox"/> Elderly |
| <input type="checkbox"/> Pre-school kids (ages 3-) | <input type="checkbox"/> Orphans | <input type="checkbox"/> Divorced |
| <input type="checkbox"/> Elementary kids | <input type="checkbox"/> Foster care kids | <input type="checkbox"/> Grieving |
| <input type="checkbox"/> High school kids | <input type="checkbox"/> Handicapped | <input type="checkbox"/> Poor |
| <input type="checkbox"/> College kids | <input type="checkbox"/> Sick / Dying | <input type="checkbox"/> Homeless |
| <input type="checkbox"/> Teachers | <input type="checkbox"/> Unemployed | <input type="checkbox"/> Military |
| <input type="checkbox"/> Pastors | <input type="checkbox"/> Government Leaders | |
| <input type="checkbox"/> Other _____ | | |

2. The issues or causes I feel strongly about are: (put a check mark beside each one that you feel strongly about. Try to mark no more than 7)

- | | |
|---|--|
| <input type="checkbox"/> Helping people know Jesus | <input type="checkbox"/> Family relationships |
| <input type="checkbox"/> Discipling kids to Jesus | <input type="checkbox"/> Kids from divorced homes |
| <input type="checkbox"/> Church | <input type="checkbox"/> Poor |
| <input type="checkbox"/> Hunger | <input type="checkbox"/> Kids who can't read |
| <input type="checkbox"/> Kids home alone after school | <input type="checkbox"/> Kids who struggle in school |
| <input type="checkbox"/> Environment (pollution/endangered animals) | <input type="checkbox"/> Missing children |
| <input type="checkbox"/> Violence (Internet, TV, electronic games) | <input type="checkbox"/> Abortion |
| <input type="checkbox"/> Education | <input type="checkbox"/> Healthy food |
| <input type="checkbox"/> Reading to people who can't see | <input type="checkbox"/> Sponsor a poor child
(food, clothing, education) |
| <input type="checkbox"/> Helping homeless people | <input type="checkbox"/> Patriotism |
| <input type="checkbox"/> Help poor go to Christian school / camp | <input type="checkbox"/> Friends who don't come to
church anymore |
| <input type="checkbox"/> Abused kids | <input type="checkbox"/> Kids without parents |
| <input type="checkbox"/> Drug and alcohol abuse | |
| <input type="checkbox"/> People who can't afford medical care | |
| <input type="checkbox"/> Other _____ | |

3. Of the issues I selected, I think the area where I could make the greatest difference would be:

_____.

Pick a Project


1. Think of someone you know in the church or in your neighborhood who is sick or lonely or discouraged. Call that person on your phone right now and give him/ her a cheery message. Consider having several people help you by singing together over the phone then praying for the person.
2. Think of someone in your *Footprints* small group whom you appreciate. Make that person a card telling what you appreciate about him/her. Mail or deliver it.
3. Think of a song you could sing to honor someone in your *Footprints* small group. Practice it once alone or with others who can sing with you then surround the person and say, "This song is in honor of you." Sing it with enthusiasm.
4. Find a Bible promise you think would be special for someone in your *Footprints* small group. Write it out on construction paper, decorate it then present it to him/her. Option 2: Take your open Bible with you and go read the promise to the person.
5. Choose someone to cheer up. Select a food item and write a short note then deliver them to that person.
6. Think of someone in your *Footprints* small group. Using the letters of his/her first name, think of positive characteristics that person demonstrates that begins with each letter. Use fancy paper and markers to make it look nice. Deliver your creation to that person.
7. Share with one other person your story of what Jesus has done for you.




My World **Solving the Puzzle**

Jesus helps us use our talents to serve others.

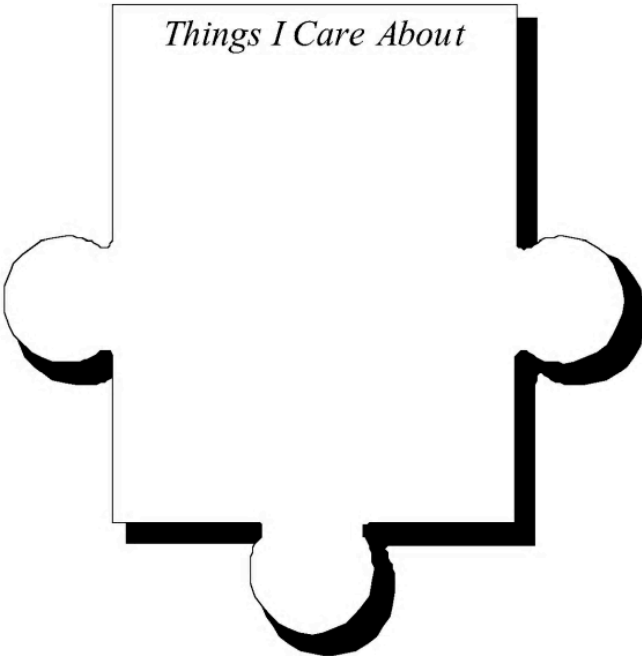
My Spiritual Gifts




People I Like to Help



Things I Care About



What Others See In Me





My World

When I Put All the Puzzle Pieces Together

I Believe God Wants Me To...

A large graphic of a puzzle piece. The puzzle piece is light gray and has a white rectangular area in the center. This white area contains ten horizontal lines for writing. The puzzle piece is surrounded by other puzzle pieces, which are also light gray and have black outlines. The entire graphic is set against a white background.