

FOOTPRINTS

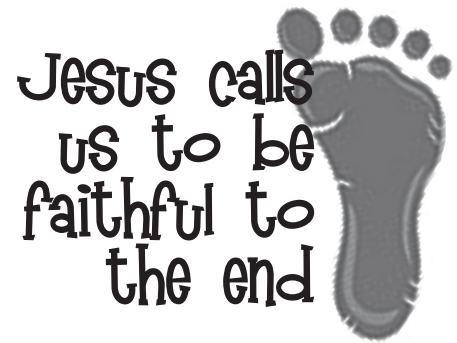
Leader's Guide for LESSON 14

For Kids

God's Faithful People

Welcome (7 Minutes)

As the parents/mentors and children arrive, give each a warm welcome. Encourage a young person to help you greet others as they arrive. Begin your group time together by inviting the participants to share by asking, "Where have you seen God at work in your life this past week?" (Acknowledge all responses.)



Say: Last week we learned that Jesus sends special messages to us through His prophets. Find someone who is not in your family to share with, and briefly tell one thing you did to listen to God's messengers this past week.

Use the "M.M." ball or the "T.A.G." ball (see Curriculum introduction for instructions) to ask the families about their use of *Mentoring Moments* for family worship at home **OR** to ask the participants to share something they have studied or learned during their T.A.G. time.

Goals for this lesson

By the end of this lesson, participants will:

- **Know** that the remnant are God's faithful people
- **Feel** eager to be faithful to God
- **Respond** by choosing to be faithful until Jesus comes

*A disciple of Jesus is someone who lives every day
to love Jesus and bring others to Him.*



The Bridge (10 Minutes)

You need

- Hats
- Whistle

Instruct the participants to stand in a circle and turn to the right so each person is facing another person's back. Distribute one hat to each participant except one.

Say: Place your hat on your head. (One person will be without a hat.) When I blow the whistle, use both of your hands to grab the hat on the head of the person in front of you and place their hat on your head. Keep doing this until I blow the whistle again. The person in the circle without a hat when the whistle blows is OUT and must leave the circle.

At the beginning of each new round remove one hat so that there is always one less hat than people. Continue play until there are only two people left. They will face each other for the last round. Blow the whistle again for the two to start and again for the two of them to stop. The person with the hat is the winner. Invite the participants to cheer for the "winner." If time permits, play the game again.

Debrief

Ask: What did our winner need to do to be the last person standing? (Pay close attention to the hat in front of him/her; not give up.)

Say: The person who made it to the end of the game is our remnant. *Remnant* is a word that means "those who remain."

Ask: Think about the last people standing for God before Jesus comes. Who do they need to pay close attention to? (Jesus.) How will they be like the winner of our game? (They will not give up.)

Say: Let's look at what the Bible teaches about the remnant people – those who are so connected to Jesus that they can be faithful to the very end.

Prayer: Pray or invite a volunteer to pray for the Holy Spirit to direct this meeting.



Into the Word (25 Minutes)

Write this lesson's *Footprint* on the board:
Jesus calls us to be faithful to the end.

Activity

Distribute copies of the reading and invite the participants to stand in a circle facing each other

Say: Our reading is taken from three different chapters in Revelation.

Ask: In the Book of Revelation who does the "Lamb" refer to? (Jesus.) Who does the "Dragon" refer to? (Satan.) Who does the "Woman" represent? (The Church.)

You need

- White board and markers
- Bibles
- Pens/pencils
- One photocopy of the reading for each participant

Ahead

Photocopy the reading for each participant. Write the Bible Discovery Scripture references on separate slips of paper for distribution among the families as they arrive. Be sure to include the number reference.

Narrator The Dragon was enraged at the Woman and went off to make war against the rest of her offspring – those who obey God's commandments and hold to the testimony of Jesus.

Males Then I looked, and there before me was the Lamb, standing on Mount Zion,

Females and with Him 144,000 who had His name and His Father's name written on their foreheads.

Boys And I heard a sound from heaven

Girls like the roar of rushing waters.

Males The sound I heard was like that of harpists playing their harps.

Females And they sang a new song before the throne.

Narrator No one could learn the song except the 144,000 who had been redeemed from the earth.

Boys These are those who kept themselves pure.

FOOTPRINTS *For Kids*

Girls	They follow the Lamb wherever He goes.
All	No lie was found in their mouths
Narrator	Then I saw another angel flying in midair, and he had the eternal gospel to proclaim to those who live on the earth — to every
Males	nation,
Females	tribe,
Boys	language
Girls	and people.
Narrator	The angel said in a loud voice,
All	(Loudly) Fear God and give Him glory,
Males	because the hour of His judgment has come.
Females	(Loudly) And worship Him who made the heavens, the earth, the sea and the springs of water.
Narrator	A second angel followed and said, “Fallen! Fallen is Babylon the great.” A third angel followed and said in a loud voice
Males	There is no rest day or night for those who worship the beast and his image
Females	or for anyone who receives the mark of his name.
All	The remnant overcome by the blood of the Lamb, and by sharing all that Jesus did for them.

Say: We already learned that the word *remnant* means those who remain. Throughout time God has always had people who faithfully endured because they found their strength in God, even when it seemed like the whole world had turned evil. I am going to read the description of Bible characters who were God’s remnant people for their time. When you think you know who the person is, raise your hand.

1. “Ever since I was taken as a captive from my home in Israel, I have been a slave in the household of the commander of the army of Aram. I am all alone. My master has leprosy and everyone is upset. I could tell him about the prophet Elisha in Israel, but I am only a child. Who am I?” (Namaan’s little maid.)

What challenges did she face as God’s remnant?

2. “I live in Iran, also called Persia. They just passed a law to kill all of God’s people. I can stay safely in the king’s harem or I can risk my life and go before the king. If I die, I die. Who am I?” (Esther.)

What challenges did she face as God’s remnant?

3. “At God’s command I challenged King Ahab to a duel on the top of Mt. Carmel. I alone stood before the king and hundreds of Baal’s priests. After God answered my prayer and sent fire down from heaven, I ran for several days from the wrath of Queen Jezebel. Who am I?” (Elijah.)

What challenges did he face as God’s remnant?

4. “My family and I live in a wicked and terrible time. I have preached for nearly 120 years at God’s command. Soon He will destroy all life on earth. We alone from the human family will survive. Who am I?” (Noah.)

What challenges did he face as God’s remnant?

5. We have been friends since we were children. We watched helplessly as King Nebuchadnezzar’s army destroyed our homes, our temple, our city. Now the King has commanded that we worship his image or die. Who are we? (The three Hebrew youths.)

What challenges did they face as God’s remnant?

Say: Throughout all the ages God has had people who have remained faithful to Him in spite of the challenges they faced. The Bible tells us that right before Jesus comes, God will again have a remnant who face challenges. God will give them a special mission to accomplish. Let’s explore the Book of Revelation to learn about God’s last-day remnant people. What are they like? What do they do?

Bible Discovery

Distribute the Scripture texts to the families and instruct them to look up their verse and be prepared to read it to the class. Encourage family groups to assign a student to read the verse to the whole group when called.

Write on the board: Remnant – God’s faithful people...

- 1 Read Revelation 3:20, 21.** What special relationship do God’s faithful people have with Jesus? (They have opened their heart’s door to Jesus and invited Him to come in).

Write on the board: Have a heart relationship with Jesus

- 2 Read Revelation 12:10, 11.** God’s faithful people are described as people who “overcome.” How do they overcome the accuser? (By the blood of the Lamb; by the word of their testimony.)

Write on the board: Overcome through Jesus

- 3 Read Revelation 14:12.** How are God’s faithful people described? (Having patient endurance; obeying God’s commandments; remaining faithful to Jesus.)

Write on the board: Obey God’s commandments

Write on the board: Remain faithful to Jesus

- 4 Read Revelation 12:17.** Who are “the rest of her offspring?” (God’s remnant – His faithful people.) How are they described in this verse? (Obey God’s commandments; hold to the testimony of Jesus.)

Write on the board: Hold to the testimony of Jesus

- 5 Read Revelation 19:10.** What is the “testimony of Jesus?” (The Spirit of Prophecy.)

Write on the board: Have the spirit of prophecy

- 6 Read Revelation 14:6.** What is the “eternal gospel” that the angel proclaims? (The good news about Jesus who died to save us.)

Who is to hear the eternal gospel message? (All those who live on the earth – every nation, tribe, language and people.)

Write on the board: Proclaim Jesus to everyone

7 Read Revelation 14:7. This verse tells people to worship God. How is God described? (As the creator of heaven and earth.)

Write on the board: Invite people to worship God as creator

Say: God's last-day people who are faithful to Him will proclaim the message that God is to be worshipped because He is the creator.

8 Read Revelation 18:2, 4. Babylon is used in Revelation as a symbol for false teachings about God. What invitation does Revelation 18:4 give? (Come out of Babylon so you will not receive her plagues.)

Write on the board: Warn against false teachings

Review/Quiz

Steps to follow:

1. Review the summary points written on the board.
2. Cover or turn the board around and quiz the class by asking, "Tell me about God's faithful remnant people. They ...".
3. Encourage parents to allow students to answer the questions and assist only if needed.



My Choice (5-8 Minutes)

Leader Share briefly an area in which you know God is helping you to remain faithful to Him.

Distribute one *My Choice* handout to each family group.

You need

- One copy of *My Choice* handout for each family
- Pens/pencils

Say: Parents and mentors, move your chairs into a family circle and follow the instructions on *My Choice* with your child. When you are finished with *My Choice* turn the paper over and continue with *My World*.



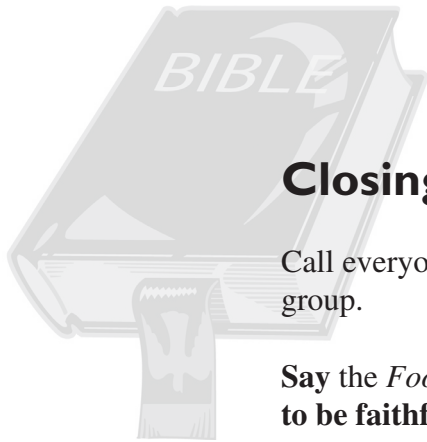
My World (5-8 Minutes)

Leaders: While the families are working together, the leader and co-leader pray for each of the parents/mentors and children.

If some families finish early, as leader you can: 1) engage those families by asking them about their family circle time or 2) give a time “warning” to the other families such as, “Please finish in three more minutes.” Let them know they can finish their *My World* time together at home.

You need

- One copy of *My World* handout for each family
- Pens/pencils



Closing (2 Minutes)

Call everyone back together as a large group.

Say the *Footprint* together: **Jesus calls us to be faithful to the end.**

You need

- One *Mentoring Moments* handout for each family

Ask: Did you think of ways Jesus can help you remain faithful to Him no matter what?


Grace Point — Say: Next week I will ask you to share any opportunities you may have where Jesus helps you to remain faithful to Him.

Close with a prayer or invite a volunteer to pray:

- asking Jesus to help each of you be faithful to Him

Distribute *Mentoring Moments* and instruct the families to use these at home to build on the concepts developed in this lesson.

FOOTPRINTS *For Kids*



My Choice

1. Say the *Footprint* together: **Jesus calls us to be faithful to the end.**
2. Parents/mentors: **Review** with your child the points made in this lesson by going over the summary points one at a time and asking, “Do you understand what this means?” or “Do you have any questions about this one?” Clarify any points as needed.

The Remnant – God’s faithful people ...

1. ...have a heart relationship with Jesus Revelation 3:20, 21
2. ...overcome through Jesus Revelation 12:10, 11
3. ...obey God’s commandments Revelation 14:12
4. ...remain faithful to Jesus Revelation 14:12
5. ...hold to the testimony of Jesus Revelation 12:17
6. ...have the spirit of prophecy Revelation 19:10
7. ...preach Jesus to everyone Revelation 14:6
8. ...invite people to worship the Creator Revelation 14:7
9. ...warn against Babylon..... Revelation 14:8; 18:2, 4

3. Parents/mentors **Share** briefly an experience when you were faithful to Jesus when it wasn’t popular or when you were the only one. How did Jesus support you in that experience?
4. **Say:** It is often difficult to be the only one doing the right thing or feeling left out when we follow Jesus. **Ask:** Which Bible verse from our study can help us be faithful to Jesus no matter what?
5. Parents/mentors **Share** your desire to be faithful to Jesus no matter what. **THE CHOICE** — **Ask:** Do you want to be faithful to Jesus no matter what? If your child says “Yes,” affirm his/her decision. If your child is not sure or says “No” or “Not now,” **Say:** It’s all right if you need time to think about this or want to wait. **Ask:** Can you tell me why? Is it okay if we talk about this next week?
6. **Pray** as a family circle telling Jesus that you want to be faithful to Him no matter what and asking Him to help you.

*A disciple of Jesus is someone who lives every day
to love Jesus and bring others to Him.*

My World

1. **Ask:** Are there situations when you have a hard time being faithful?
2. **Brainstorm** for situations where it is hard to remain faithful to Jesus and what you know He wants for you, such as when someone makes fun of another person and everybody laughs, if you tell the truth you will be punished, etc.

After you think of specific situations, **Brainstorm** for ways that Jesus can help you remain faithful in each situation and complete the chart.

Difficult Situations:	How Jesus Can Help:
1.	
2.	
3.	
4.	
5.	

3. **Discuss:** What can we do in our family to support each other in being faithful to Jesus even when we are away from each other?

Grace Point — Next week you will be asked to share any opportunities you may have where Jesus helps you to remain faithful to Him.

Next Week Parents/mentors, you will be asked to share an experience you have had with the death of someone and the comfort you found in Jesus through that experience?

God's Faithful People

Mentoring Moments for Lesson 14

Mentoring Moments are meant to extend the lesson you studied with your small group. Each *Mentoring Moment* choice contains a Scripture, an activity, discussion questions, and a prayer point grouped around a particular topic. They are perfect for use in family worship. If time does not permit the completion of the activity, using just the Scripture and discussion questions can provide a *Mentoring Moment* anywhere, even in the car.

Choice One

Scripture: Revelation 14:12

Activity: If you could only share one truth from the Bible with a friend, what would it be? Make a list of the Bible verses you would use to share this truth with your friend.

For Discussion: Megan, a sixth-grader, said, "I've been trying to get my friend Walker to go to church on Sabbath. It's been about a year and he only went one time. I showed Him in the Bible where it says that we should keep the Sabbath holy, but he said, 'That's only in your Bible.' I told him to get his Bible so I could show him the verse in there too, but he didn't have one."

There are many different versions/translations of the Bible; however, like Megan, with confidence we can share every truth in Scripture using any version of the Bible. Why is this so?

Prayer Point: Ask God to make you a loving Christian friend so that others will want to know more about what you believe.

Choice Two

Scripture: Zephaniah 3:13

Activity: Make an acrostic with the word "remnant," using each letter of the word to start a different description of God's true people.

For Discussion: Which characteristic of God's true people appeals to you most? Why?

Prayer Point: Thank God for the opportunity to be one of His remnant people. Ask Him to give you courage to boldly share His message with those you know.

Choice Three

Scripture: Revelation 12:17

Activity: Draw a picture based on what you have read in this verse.

For Discussion: Have you ever been in trouble for obeying? Why is the Dragon angry at those who obey? What is your testimony of Jesus that you hold to?

Prayer Point: Ask God to make your testimony of Jesus one that will attract others to Him. Ask Him to give you the power to do all He asks of you.

Choice Four

Scripture: Revelation 14:6, 7

Activity: Find a comfortable place outside, where you can sit or stand with your eyes closed for a few minutes. Use your senses to hear, smell and feel your surroundings taking special notice of things created by God. With your eyes still closed think of a friend who doesn't know Jesus and imagine that he/she is standing right beside you. What words would you say to encourage him to worship God as his creator?

For discussion: How can we encourage people each week around the world to worship God as creator? Why do you think it is important to worship God as Creator?

Prayer Point: Pray that you can share God as creator with someone you know.

Choice Five

Scripture: Revelation 14:12

Activity: Review God's Ten Commandments. One by one, highlight those that your church teaches people to obey through Jesus.

For discussion: Why is it important to obey all of God's Ten Commandments? Read John 14:15 and Matthew 5:19. There is only one way to keep all of God's commandments, and that is through Jesus' amazing grace. What does this tell you about your need for Jesus?

Prayer Point: Pray that Jesus will help you be faithful as described in Revelation.