

FOOTPRINTS

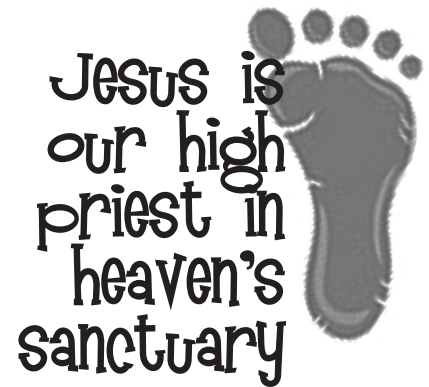
Leader's Guide for LESSON 12

For Kids

Jesus – Your High Priest in Heaven

Welcome (7 Minutes)

As the parents/mentors and children arrive, give each a warm welcome. Encourage a young person to help you greet others as they arrive. Begin your group time together by inviting the participants to share by asking, “Where have you seen God at work in your life this past week?” (Acknowledge all responses.)



Say: Last week we learned that there is a war between Jesus and Satan, and that Jesus wants us to choose His side. Find someone who is not in your family to share with, and briefly tell what you did this past week to take a bold stand on Jesus' side or to let Jesus fight for you.


Use the “M.M.” ball or the “T.A.G.” ball (see Curriculum introduction for instructions) to ask the families about their use of *Mentoring Moments* for family worship at home OR to ask the participants to share something they have studied or learned during their T.A.G. time.

Goals for this lesson

By the end of this lesson, participants will:

- **Know** that Jesus is working for us as our high priest in heaven
- **Feel** confident that we can always come to God
- **Respond** by thanking Jesus for His work in heaven for us

*A disciple of Jesus is someone who lives every day
to love Jesus and bring others to Him.*



The Bridge (10 Minutes)

You need

- Photocopies of the warning/traffic signs

Activity

Divide the participants into groups of 3-5. Hold the copies of the warning/traffic signs face down and invite one person from each group to select one. Instruct them to think of a way to communicate their symbol to the whole group. They can use body actions, but cannot talk. Allow a few minutes for planning then have each group communicate their symbol and have the whole group guess what the symbol is. After the symbol is guessed, ask what the symbol communicates.

Debrief

Ask: Why are symbols useful? (They communicate instructions or warnings as a picture so that everyone can understand, even people who can't read words.) What symbols do you think of when you think of Jesus? (Acknowledge answers: lamb, cross, etc.)

Say: Our lesson today is about a symbol God used to help us understand what Jesus did for us in the past and what He is doing for us right now in heaven.

Prayer: Pray or invite a volunteer to pray for the Holy Spirit to direct this meeting.



Into the Word (25 Minutes)

Write this lesson's *Footprint* on the board: **Jesus is our high priest in heaven's sanctuary.**

Activity

You will model this activity by marking a large sheet of poster board with the diagram of the sanctuary and gluing the larger pictures of the articles of furniture in the designated places as volunteers read about each article. Each family group will copy what you do by marking on their own smaller poster board and gluing their own smaller pictures of the articles of furniture.

Distribute the copies of the sanctuary furniture information to different volunteers to read.

Say: The earthly sanctuary that Jesus commanded Moses to build in Old Testament times was a replica of the sanctuary in heaven. God asked His people to build the sanctuary on earth so that He could dwell with them. Everything about the sanctuary was a symbol of Jesus.

Begin with number 1 and ask the volunteer to read the description to the class. Glue your picture of the article of furniture on your poster board in its correct location as shown on the Sanctuary Diagram. Allow time for the family groups to do the same on their poster boards. Continue until you have completed all six articles of furniture.

You need

- Bibles
- Pens/pencils
- Copy of sanctuary furniture information
- Copies of sanctuary articles of furniture
- Poster board/markers

Ahead

Make a photocopy of the sanctuary furniture information and cut it apart so each article of furniture is on a separate sheet of paper. Write the Bible Discovery Scripture references on separate slips of paper for distribution among the families as they arrive. Be sure to include the number reference.

Sanctuary Furniture Information

Article of Furniture:

Description:

1. Altar of Burnt Offering	Say: When an Israelite walked into the courtyard of the sanctuary the first thing he/she would see was the altar of burnt offering. All day long people who had sinned would bring a lamb to sacrifice. The person would press his weight upon the head of the lamb, confess his sins, then cut the lamb's throat. The lamb would then be placed upon the altar to burn up completely. Ask: How is this a symbol for what Jesus did for us? (Jesus is the lamb who died in our place.)
2. Bronze Laver	Say: The bronze laver was a large container for water. The priests used the water to wash their hands and feet before they entered the sanctuary barefoot. Ask: How is this a symbol for what Jesus did for us? (Jesus washed our sins away. He cleanses our hearts.)
3. Table of Shewbread	Say: The table of shewbread stood on the north side of the holy place. Twelve round loaves of bread were placed on this table at the beginning of each week. The priests would eat the old bread after it was replaced with new bread. Ask: How is this a symbol for what Jesus did for us? (Jesus is our "bread" – our spiritual food. We are to let Him become part of us spiritually just as the bread we eat becomes part of us physically.)
4. Lampstand	Say: The seven branched lampstand stood on the south side of the holy place. It was made of pure gold and was the only source of light for the holy place. The lights were kept burning 24 hours a day 7 days a week. They were never to go out. Ask: How is this a symbol for what Jesus did for us? (Jesus is the light of the world that always shines to show us the way to God.)
5. Altar of Incense	Say: The altar of incense stood right in front of the curtain that divided the two rooms of the sanctuary. Each morning and evening the priest placed incense on this golden altar that would burn continually. The sweet smell would fill the room and ascend to God. Ask: How is this a symbol for what Jesus did for us? (Jesus' life is like the sweet smelling incense that goes up to God.)
6. Ark of the Covenant	Say: Inside the most holy place was a wooden chest called the ark of the covenant. It was covered inside and out with gold. It held the Ten Commandment stones. Two gold carved angels sat on the top of the ark with their wings spread over a special place on the top called the "mercy seat." This is where God's visible presence hovered. One time each year the high priest entered the most holy place and sprinkled the blood of the sacrifice on the mercy seat. Ask: How is this a symbol for what Jesus did for us? (Because of what Jesus did for us we can come boldly into the presence of God.)

Say: Everything about the Old Testament sanctuary — the building itself, the articles of furniture, and the services — all pointed people to Jesus and His work to save the sinner. In our Bible study today we will learn about Jesus as our high priest and the work He is doing in heaven for us right now.

Bible Discovery

Write on the board: Lessons from the sanctuary

Distribute the Scripture texts to the families. Encourage family groups to assign a student to read the verse to the whole group when called on.

- 1 Read Hebrews 9:22.** What was the main lesson the earthly sanctuary taught? (Without the shedding of blood there is no forgiveness.)

Write on the board: Jesus had to shed His blood in order to forgive our sins.

Say: The most important sacrifices made in the earthly sanctuary were the morning and evening sacrifices. They were called continual because they were offered every day without fail. They were not sacrifices made by individuals for their private sins but public sacrifices offered from God for the people as a whole group. The lambs used for these sacrifices came from the sanctuary flock — given to the sanctuary as tithe from the people to support the work of the sanctuary. These sacrifices revealed that salvation was a gift from God and continually available to everyone

- 2 Read John 1:29.** Every detail of the earthly sanctuary symbolized something about Jesus. What was the main symbol used for Jesus? (A lamb.)

Say: John the Baptist called Jesus “the Lamb of God” and said that Jesus would take away the sin of the world.

Write on the board: Jesus’ death paid the penalty for our sins

- 3 Read Hebrews 8:5.** God showed Moses a pattern, a model that he was to copy when he built the sanctuary. Where was this model? (In heaven.)

Write on the board: There is a sanctuary in heaven

- 4 Read Hebrews 8:1, 2.** What is Jesus’ role in heaven’s sanctuary? (High Priest.)

Write on the board: Jesus is our high priest in heaven

- 5 Read Hebrews 7:23-25, 1 Timothy 2:5.** Why do we need Jesus to be our high priest? (He lives to intercede for us; He is our mediator.)

Say: *Intercede* and *Mediator* are words we use today in courtrooms. These words help us understand that Jesus’ work for us in heaven is to be like a lawyer defending us. Satan, our accuser, condemns us. He focuses heaven’s courtroom on all the bad things we have ever done. But Jesus is our lawyer. He does not defend our actions. They were bad. But Jesus stands up for us. He can say, “This person is innocent now because he/she has asked me to be his/her sacrifice. I have already paid the penalty for his/her sins.”

Write on the board: Jesus is our lawyer in heaven

- 6 Read Hebrews 9:24-28.** In what way is Jesus' work for us as our high priest different from the work of the high priests in the earthly sanctuary? (Jesus died once to take away sins.)

Write on the board: ... Jesus died once for all

Say: When Jesus died on the cross He earned the right to appear before God as our high priest. He entered the holy place in heaven's sanctuary to present the names of all those who accept Him as Savior and Lord. Jesus' death on the cross paid the sin penalty for every person who would ever live — Jesus died one time to save everyone. But not every person will accept Jesus' sacrifice. Jesus' work in heaven's sanctuary applies the benefits of His sacrifice to individual people, to each person who chooses to believe in Him. Jesus' work as our high priest is just as important for our salvation as His death on the cross

- 7 Read Hebrews 4:14-16.** Because Jesus is our high priest in heaven, what can we do? (We can approach the throne of grace with confidence and receive mercy and find grace to help us)

Write on the board: ... We can come to God boldly

Say: Because of His death on the cross, Jesus earned the right to enter the most holy place where God Himself dwells. Only Jesus can enter that room, yet He takes you and me there with Him. Because of our faith in Jesus we stand before God Himself as perfect people, saved by the blood of Jesus

Review/Quiz

Steps to follow:

1. Review the summary points written on the board.
2. Cover or turn the board around and quiz the class by asking, "What lessons did we learn about the sanctuary?"
3. Encourage adults to allow students to answer the questions and assist only if needed.



My Choice (5-8 Minutes)

Leader Share briefly a story from your experience about when someone else stood up for you or defended you.

Distribute one *My Choice* handout to each family group.

You need

- One copy of *My Choice* handout for each family
- Pens/pencils

Say: Parents and mentors, move your chairs into a family circle and follow the instructions on *My Choice* with your child. When you are finished with *My Choice* turn the paper over and continue with *My World*.



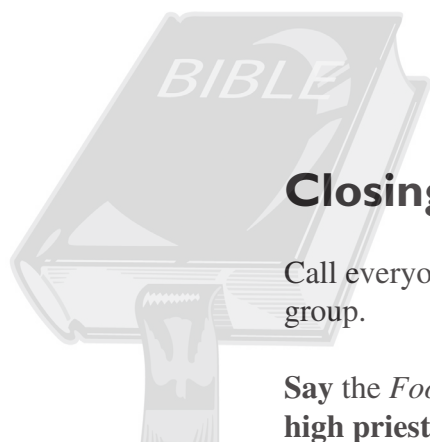
My World (5-8 Minutes)

Leaders: While the families are working together, the leader and co-leader pray for each of the parents/mentors and children.

If some families finish early, as leader you can: 1) engage those families by asking them about their family circle time or 2) give a time “warning” to the other families such as, “Please finish in three more minutes.” Let them know they can finish their *My World* time together at home.

You need

- One copy of *My World* handout for each family
- Pens/pencils



Closing (2 Minutes)

Call everyone back together as a large group.

Say the *Footprint* together: **Jesus is our high priest in heaven's sanctuary.**

You need

- One *Mentoring Moments* handout for each family

Say: Right now Jesus is your high priest in heaven standing up for you before God's throne.

Ask: Did you think of a way to thank Him? (Acknowledge responses.)

Grace Point — Say: Next week I will ask you to share what you did to thank Jesus for standing up for you in heaven.

Close with a prayer or invite a volunteer to pray:

- thanking Jesus for His work as our high priest in heaven

Distribute *Mentoring Moments* and instruct the families to use these at home to build on the concepts developed in this lesson.

My Choice

1. Say the *Footprint* together: **Jesus is our high priest in heaven's sanctuary.**
2. Parents/mentors: **Review** with your child the points made in this lesson by going over the summary points one at a time and asking, "Do you understand what this means?" or "Do you have any questions about this one?" Clarify any points as needed.

- | | |
|--|-------------------------------|
| 1. Jesus had to shed His blood in order to forgive our sins..... | Hebrews 9:22 |
| 2. Jesus death paid the penalty for our sins | John 1:29 |
| 3. There is a sanctuary in heaven | Hebrews 8:5 |
| 4. Jesus is our high priest in heaven | Hebrews 8:1, 2 |
| 5. Jesus is our lawyer in heaven | Hebrews 7:23-25 ,1Timothy 2:5 |
| 6. Jesus died once for all | Hebrews 9:24-28 |
| 7. We can come boldly to God | Hebrews 4:14-16 |

3. Parents/mentors **Share** briefly an experience when someone stood up for you and/or defended you. What were the circumstances? Were you in the wrong?
4. Parents/mentors **Share** how the sanctuary truth makes a difference in your relationship with Jesus. **THE CHOICE — Ask:** Do you want to thank Jesus for standing up for you in heaven? If your child says "Yes," affirm his/her decision. If your child is not sure or says "No" or "Not now," **Say:** It's all right if you need time to think about this or want to wait. **Ask:** Can you tell me why? Is it okay if we talk about this next week.
6. **Pray** as a family circle thanking Jesus for standing up for you in heaven's sanctuary.

*A disciple of Jesus is someone who lives every day
to love Jesus and bring others to Him.*

My World

1. **Review** the articles of furniture in the sanctuary. **Discuss** the ones that touched each of you the most or that you found the most amazing.
2. **Ask:** What do you think it would be like if every time you did something wrong someone else stepped in to defend you? How would that make you feel?
3. **Ask:** In what ways does the study of heaven's sanctuary help you understand Jesus better?
4. **Ask:** What do you think it means to "come boldly before God's throne?"
5. **Brainstorm** for ways to thank Jesus for being your high priest in heaven's sanctuary.

Things we can do to thank Jesus for standing up for us (examples: write a praise poem or song, draw a picture of how I feel at Jesus' work for me, etc.)

- 1.
- 2.
- 3.
- 4.
- 5.

Grace Point — Next week you will be invited to share what you did to thank Jesus for standing up for you in heaven.

Next Week Parents/mentors, you will be asked to share a message from God's prophets or messengers that has been especially meaningful to you and why.

Jesus – Your High Priest in Heaven

Mentoring Moments for Lesson 12

Mentoring Moments are meant to extend the lesson you studied with your small group. Each *Mentoring Moment* choice contains a Scripture, an activity, discussion questions, and a prayer point grouped around a particular topic. They are perfect for use in family worship. If time does not permit the completion of the activity, using just the Scripture and discussion questions can provide a *Mentoring Moment* anywhere, even in the car.

Choice One

Scripture: Exodus 25:1-8; Exodus 36:1-6

Activity: Make a list of all the things you have brought to God as a freewill offering in the last month. Is it a short list or a long list?

For Discussion: Considering all the symbolism associated with the sanctuary, what do you think is symbolic about God asking the Israelites to supply the materials for the sanctuary as a freewill offering? Do you think there is anything symbolic about them offering so much that they had to be asked to stop? What are you bringing to the Lord as a freewill offering?

Prayer Point: Thank God for His abundant goodness and ask Him to make you generous with the blessings He has given you.

Choice Two

Scripture: Exodus 24:15-18; Skim through Exodus 25-30; Exodus 31:18; Exodus 32:1, 2, 19

Activity: Make a pact with your family to turn off the television and/or unplug the computer and video games for a certain amount of time. Do you think you could go 40 days?

For Discussion: Where was Moses and what was he doing between Exodus 24:15 and 32:19? Compare Exodus 25:8 with Exodus 32:3, 4. Why do you think God wanted to give the Israelites a visual representation of Himself? What do you think about Moses receiving instructions for the sanctuary while the people were making themselves an idol? How does this story compare with how we live our own lives?

Prayer Point: Ask God to keep you humble and teachable. Ask Him to make His presence so unmistakable that you will not be tempted to forget Him and worship something else instead.

Choice Three

Scripture: Exodus 37:10-16; Leviticus 24:5-9

Activity: Use the internet, a Bible dictionary or some other reference book to find a picture of what the table in the sanctuary might have looked like.

For Discussion: Why did God choose to keep unleavened bread in the sanctuary and have the priests eat it after it was seven days old? Do you think it was stale after that long? Why did He ask for incense to be kept on the table? What lesson was God trying to teach with the bread and the incense?

Prayer point: Thank God for supplying all your physical needs.

Choice Four

Scripture: Exodus 37:17-23

Activity: Use a reference Bible, a Bible dictionary or another Bible reference source to find a modern equivalent for a talent of gold. Use a similar source to find a picture of what the lamp stand might have looked like.

For discussion: Why do you think God wanted the lamp stand to look like almond flowers, buds and blossoms? Can you think of another Bible story that involved an almond branch? (If not, use a concordance to find it and read it.) Why do you think God asked for seven lights on the lamp stand?

Prayer Point: Thank Jesus for the light He brings into your life. Ask Him to help you become a light for others so you can help them find Him.


Choice Five

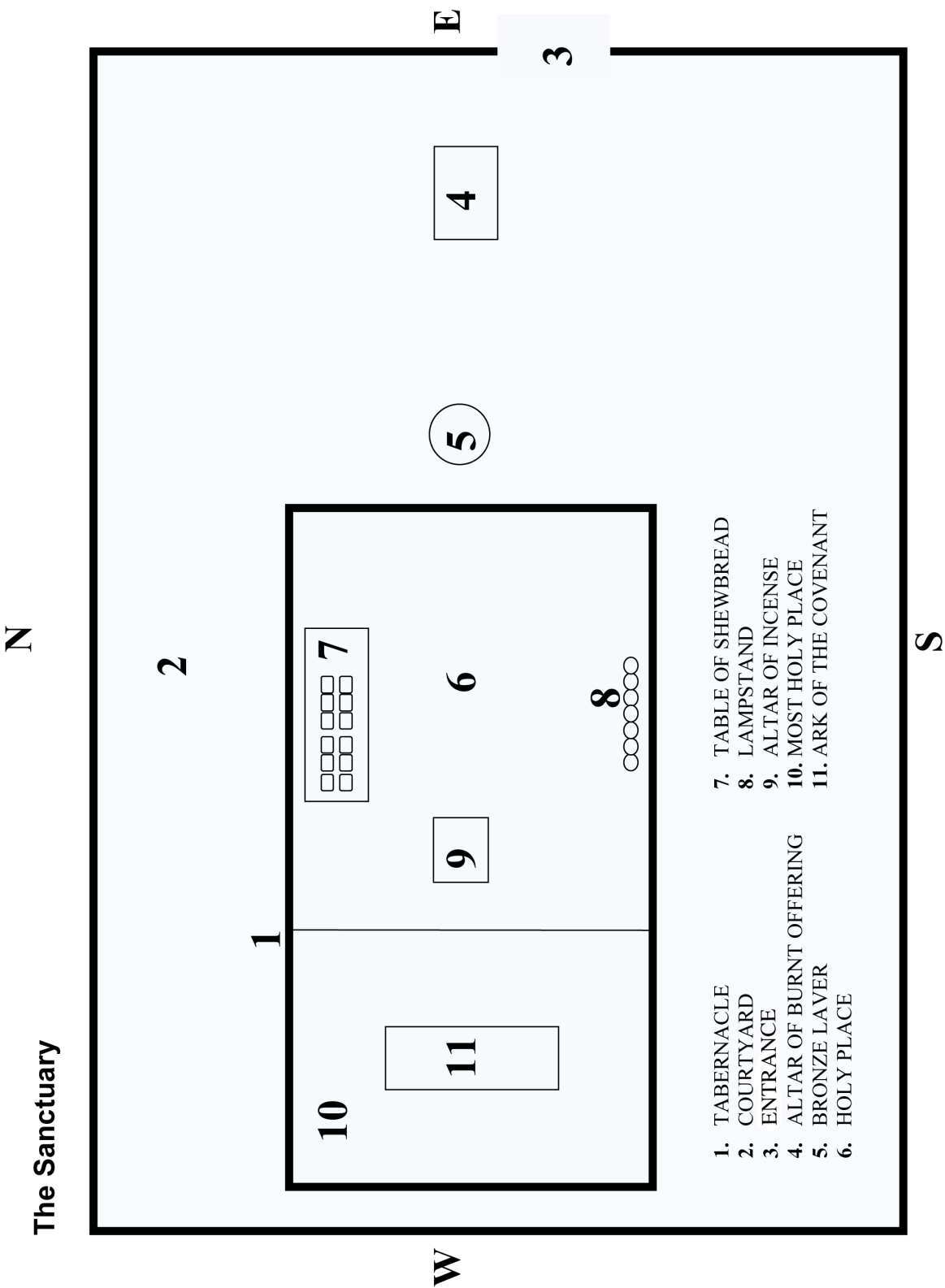
Scripture: Exodus 30:7-10


Activity: Burn some incense or a scented candle. Close your eyes for a moment and imagine the sanctuary filled with golden furniture and illuminated by the seven lamps. What does it look like? How does it smell?

For discussion: How is the incense that burned in the sanctuary like prayer? Why did the priest have to make atonement on the altar of incense every year? Why do you think the altar of incense was placed in front of the curtain going in to the most holy place? How many of the senses did God involve in the sanctuary services?

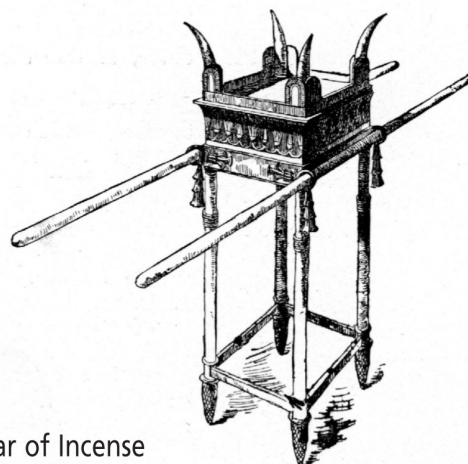
Prayer Point: Thank God for always being available through prayer. Thank Him for using all your senses to reach you with His plan for your salvation.



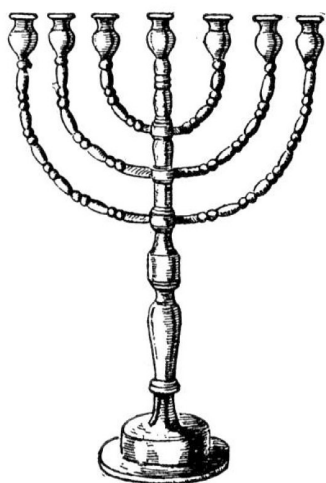




Altar of Burnt Offering



Altar of Incense



Lampstand

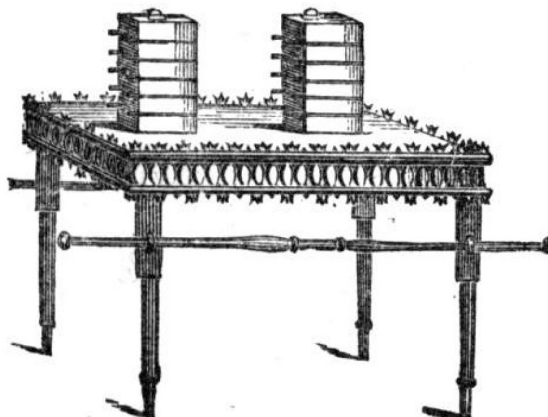




Table of Shewbread



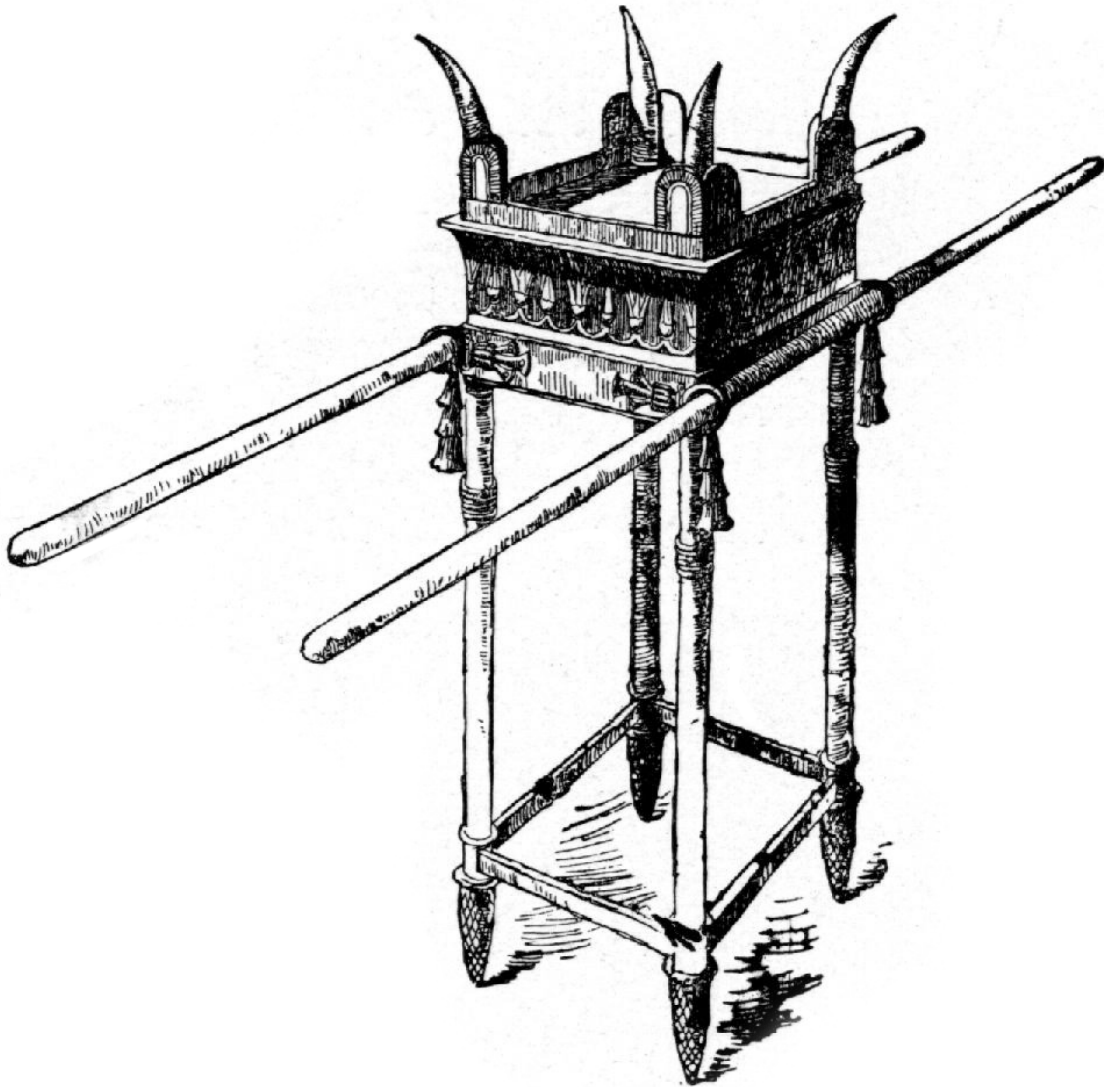
Bronze Laver



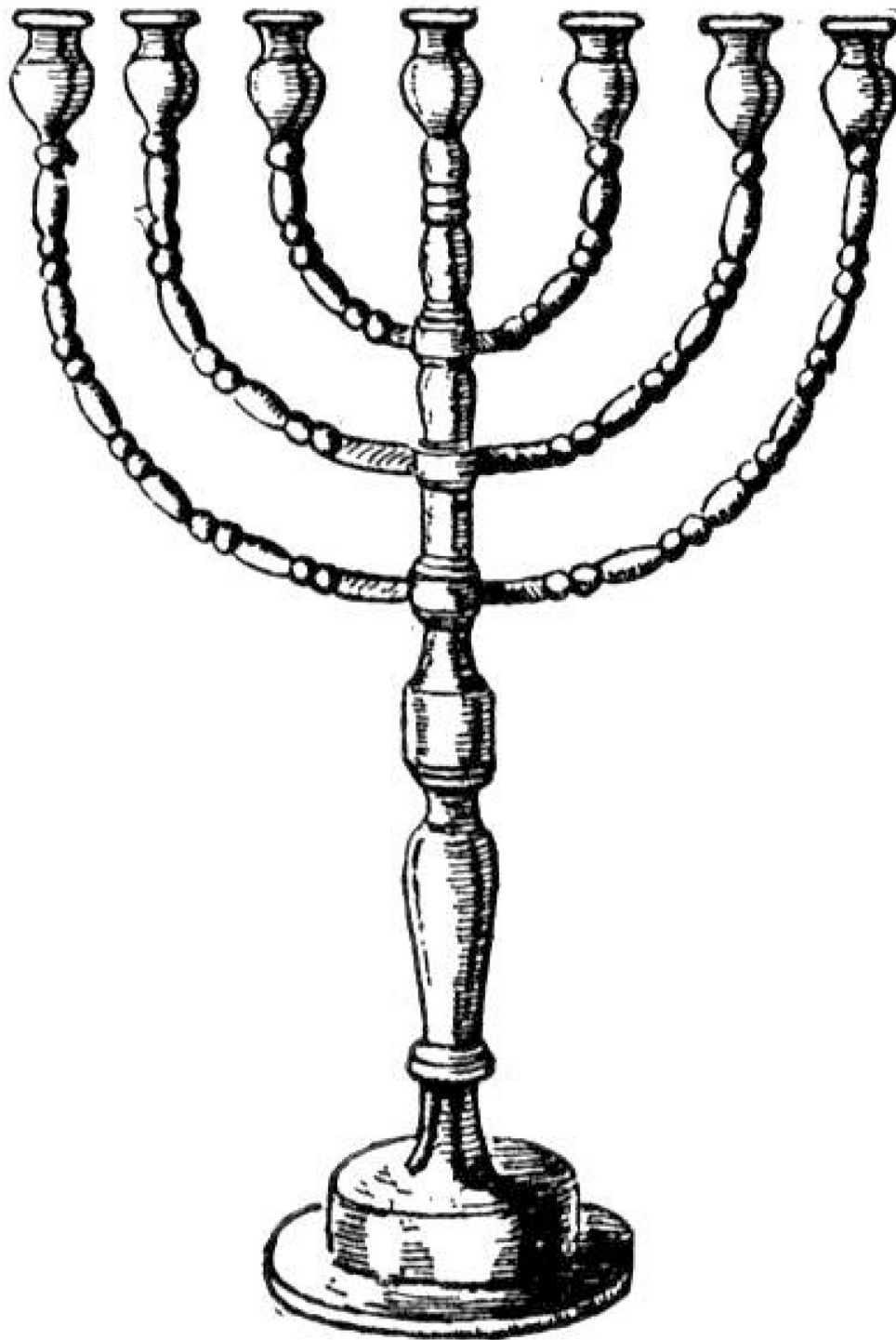
Ark of the Covenant



Altar of Burnt Offering



Altar of Incense



Lampstand

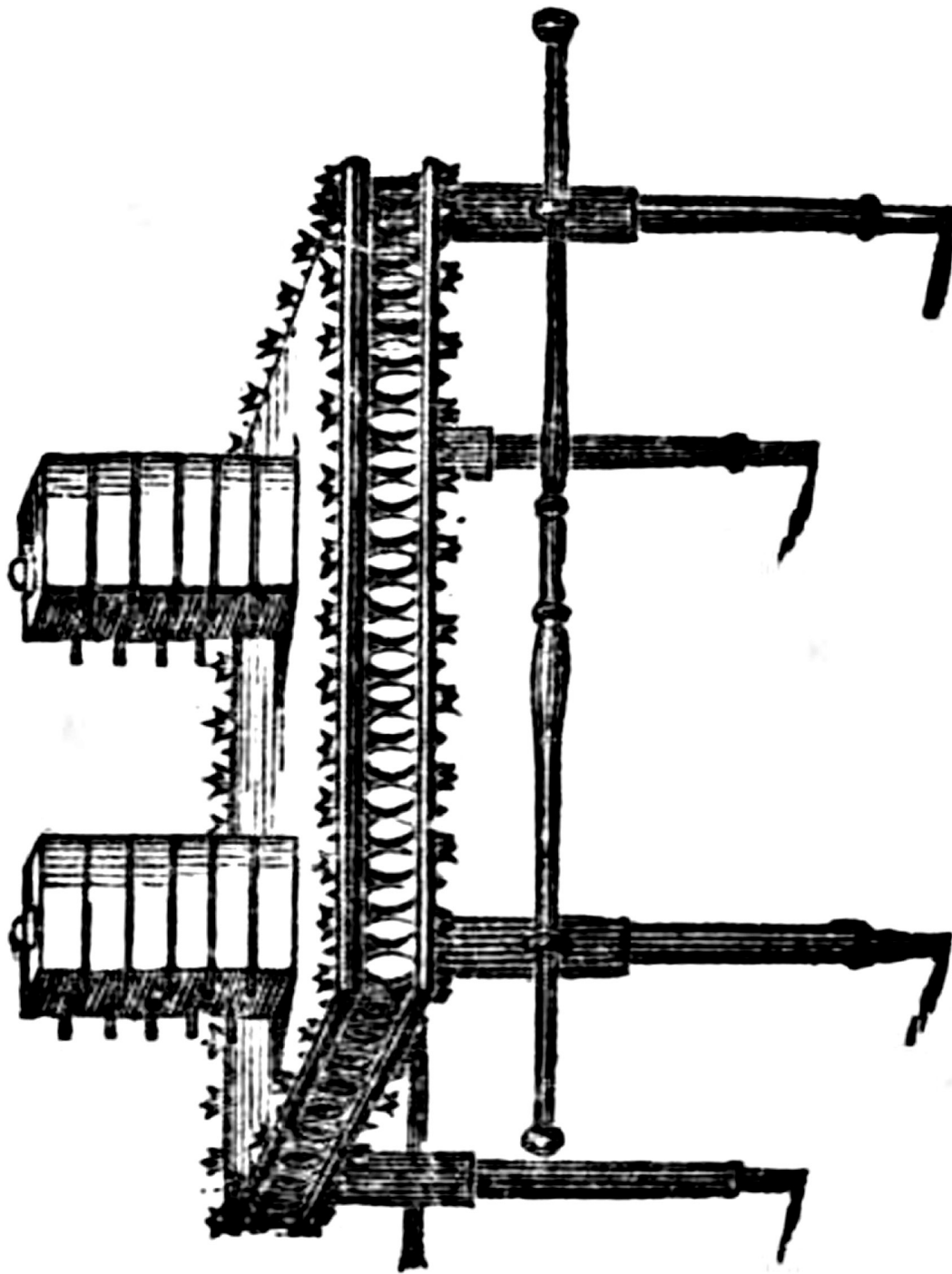




Table of Shewbread



Bronze Laver



Ark of the Covenant

FOOTPRINTS *For Kids*

